





































Spring Butterflies and Birds Matching

- Use the following pages to play a matching game with your child.
- Print out the pages, then laminate them for durability. Cut out the images.
- Play memory by placing the images upside down and taking turns turning them over to make matches.
- Play matching by laying out one set and giving your child the second set to find matches.
- Make the matching game harder by using all three types of images (butterflies, birds, chicks) and easier by using just one or two types at a time.









Spring Chicks, Spring Birds, and Spring Butterflies Clip Art
from:



This freebie is for personal use only and may not be copied or reproduced in any manner without the author's consent. Please visit thegracefuljourney.com for more fun!